



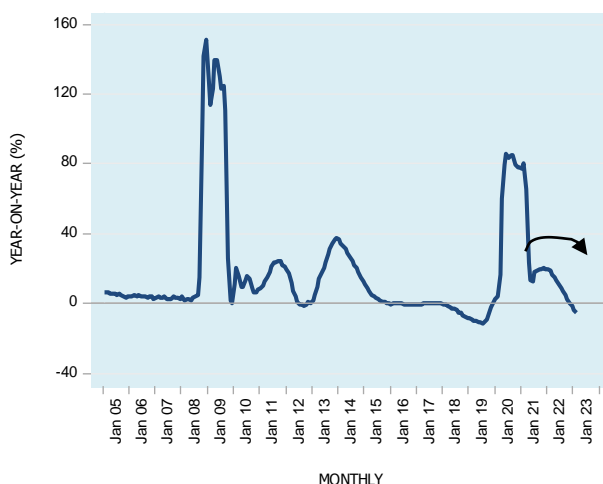
WEEKLY CENTRAL BANK MONITOR

US Fed Balance Sheet declined in w/e Feb. 1 2023

In the week ending February 1, the Federal Reserve Balance Sheet decreased by **\$36.9** billion from the previous week to stand at over **\$8.4** trillion.

The annual growth rate fell to **-5.2%** from **-3.7%** in the previous month and down from the peak of **79.9%** in February 2021.

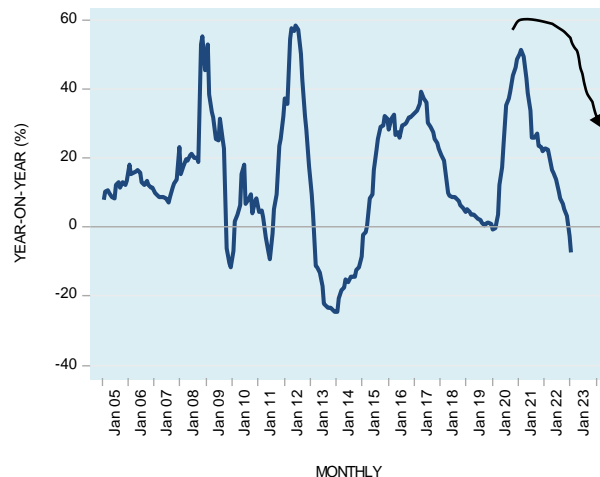
FEDERAL RESERVE TOTAL ASSETS



In the week ending January 27, the European ECB Balance Sheet declined by **65.2** billion Euros from the previous week to stand at over **7.8** trillion Euros.

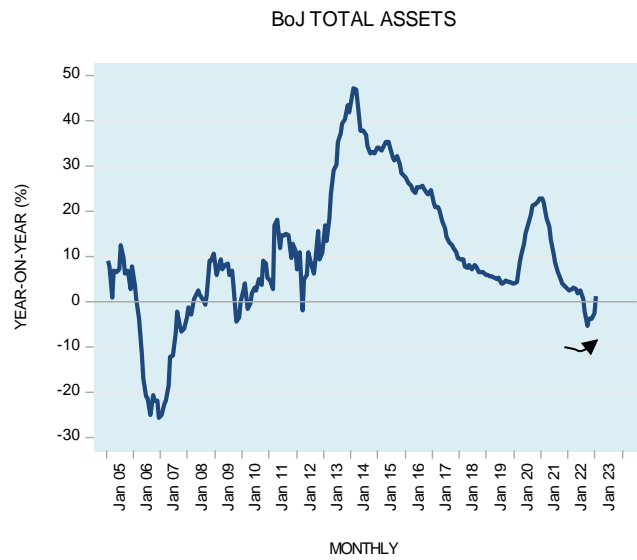
The yearly growth rate declined to **-7.6%** in January from **-2.8%** in December. The growth rate stood at **51.3%** in February 2021.

ECB TOTAL ASSETS



In the week ending January 31, the BoJ Balance Sheet increased by **6,451** billion Yen from the previous week to stand at **733** trillion Yen.

The yearly growth rate stood at **1.2%** in January against **- 2.7%** in the previous month.



In the week ending January 25, the Australian RBA Balance Sheet decreased by **A\$1.9** billion from the previous week to stand at over **A\$624** billion.

The yearly growth rate fell to **-1.5%** in January from **0.1%** in the previous month.

